



[FAQ](#) > [Training](#) > [Which e-learning modules does Deployteq offer?](#)

Which e-learning modules does Deployteq offer?

Deployteq - Suzanne Martens - 2025-03-07 - [Comments \(0\)](#) - [Training](#)

In the [Deployteq Academy](#) you can find multiple online modules. We describe them below, as well as how you can access the modules!

Question

Do you need more e-learning? Let us know which topic you would like to have an e-learning module on!

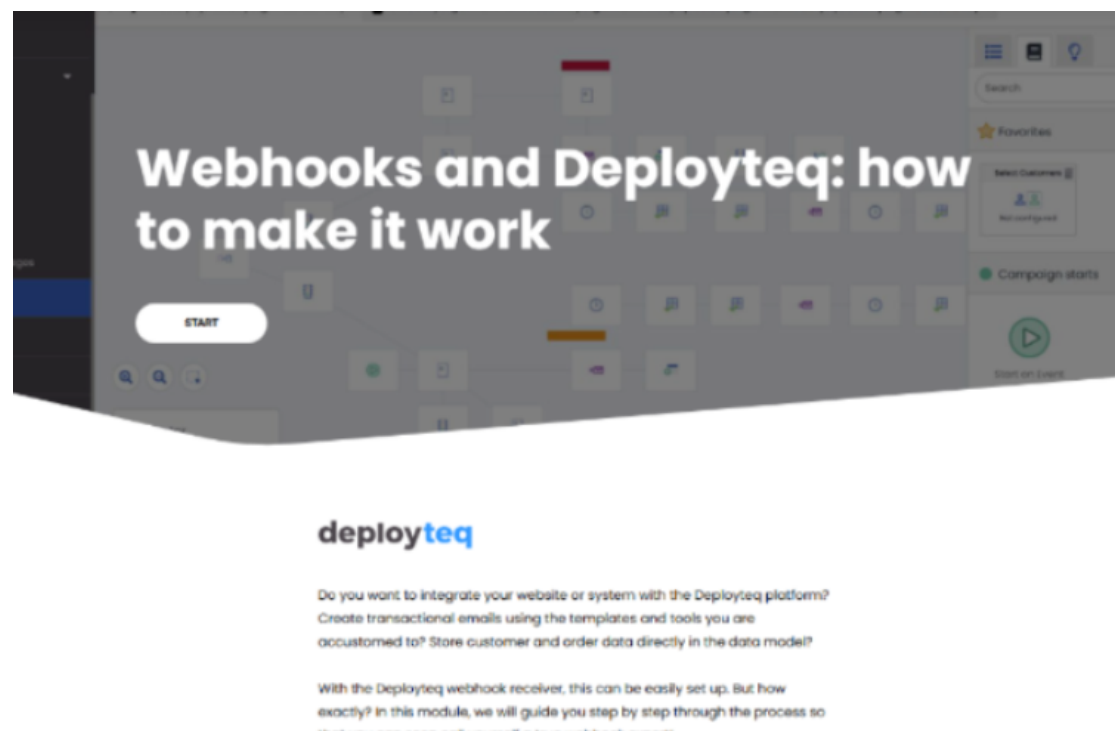
Email your suggestion to trainingen@deployteq.com

Freely accessible

The e-learning module "Webhooks and Deployteq: How to make it work?" is freely accessible to everyone.

Do you want to integrate your website or system with the Deployteq platform? Create transactional emails using the templates and tools you're familiar with? Directly store customer and order data in the data model? With the Deployteq webhook receiver, this can be set up effortlessly. But how exactly? In this e-learning module in the Deployteq Academy, we'll guide you step-by-step through the process, so you'll soon be able to call yourself a true webhook expert!

The e-learning is free and takes approximately 1 to 3 hours to complete, depending on your learning needs and knowledge level. Upon completion, you'll receive a certificate. The e-learning is available in both English and Dutch.



To create an account and register for the module, follow these steps:

- Go to the [Deployteq Academy](#).
- New visitor? Click the button 'Create New Account' and follow the instructions.
- Returning visitor? Log in or use the link 'Forgot your username or password?' to request a new password.
- Once logged in, you will find the enrollment option for this e-learning module on the homepage.

For new Deployteq users: the online Deployteq Basics course



Prefer flexible learning? Choose the blended Basic Training!

Is it difficult to free up two full days for training? Or do you prefer learning online and at your own pace? Then the blended variant of the Basic Training is perfect for you!

How does it work?

After registering, you will receive login credentials for the [Deployteq Academy](#), where 15 short online modules are ready for you. Each module covers a specific aspect of Deployteq. Some modules end with a quiz or practical assignment, which you will complete in a dedicated training environment.

You submit your assignments via the Deployteq Academy. Our trainers will review them and either provide feedback or mark the assignment as completed.

Study load

The study load for the online part is approximately 8.5 hours. We recommend completing it within a week, before attending the training session.

Completion & Certification

Once you have completed all modules and assignments, you can participate in the final training session, which lasts 4 hours. This session can take place at our office, on location, or via Teams. During this session, you will have the opportunity to ask questions and complete a final assignment under the guidance of a trainer.

After completing the training, you will receive your certificate and become officially Deployteq Certified!

The online course covers the following topics:

- | | | |
|-------------------------------------|------------------------|---------------------|
| 1. Introduction | 2. Dashboard | 3. Portal vs. Brand |
| 4. User Management | 5. Brands | 6. Roles |
| 7. Customers | 8. Imports and Exports | 9. Filemanager |
| 10. Profiles | 11. Groups | 12. Emails |
| 13. Reports, Analytics and Planning | 14. Pages | 15. Campaigns |

Cost

The cost for this course is €699 per person.

Language

The course is currently only available in English. The Dutch version will be added as soon as possible.

Note

Interested or have questions?

Send an email to trainingen@deployteq.com to sign up or ask any questions!

Access only after completing the Basic Training

If you have completed the two-day classroom Basic Training with us and are Deployteq Certified, you will automatically receive the login details for the Deployteq Academy. There, the online Basic Training will be ready for you. It consists of 9 modules and serves as a refresher for everything covered in the classroom training. Step by step, you will be guided through various basic tasks related to campaigns, profiles, content, reports, planning, CRM, and analytics.


The e-learning is available in both Dutch and English. Once you start, you will have one year of access to the Basic Training.

Menu

In this course, you will learn everything about creating and populating brands. You will also see how to add users and which roles you can assign to them. Click below on the different topics to learn more.

At the end, you can review the key points in a summary. The summary will be available once you have completed the three chapters.

Brands
Users
Roles
Summary



48%

Previous

On demand

E-learning on Deliverability

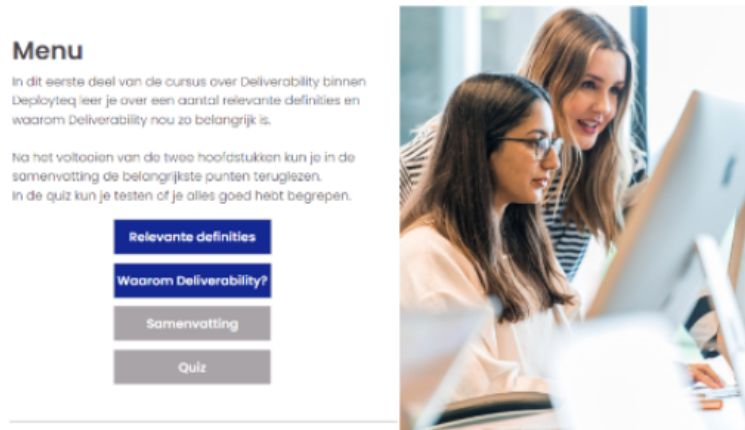
The training consists of 3 online modules. After completing this training, you will be able to:

- Explain what Deliverability is
- Explain why Deliverability is important for your organization
- Identify the five pillars of Deliverability
- Implement effective actions and adjustments for each pillar to improve your Deliverability
- Identify which functionalities in Deployteq contribute to the Deliverability of an email campaign and how

to use them

- Explain what BIMi is

The e-learning is only available in Dutch. You can request this training via: trainingen@deployteq.com



E-learning Perfect Profiles

In this module, you will learn how profiles work in practice and how to efficiently—and most importantly, practically—build profiles with a sharp focus on performance.

The following topics will be covered:

- Fields, conditions, and columns
- Operators
- Context
- Efficiency: best practices
- Indexes
- Operators within conditions
- In Profile

The e-learning is available in both Dutch and English. You can request this training via: trainingen@deployteq.com